

Teachers' Notes – Sgeulachd LEGO Na Nollaig/The LEGO Christmas Story



Christmas, one of the major Christian festivals, is a very important celebration in the Christian religion. There are many traditions and events related to this and you can teach a lesson based on them with help from this appealing new resource.

This Christmas share and celebrate the miraculous birth of Jesus with this wonderfully engaging Christmas Lego video.

Children, and indeed adults of all ages enjoy playing and being creative with LEGO!

With help from this new resource (Gàidhlig & English versions) you can create lots of fun and engaging activities (Gàidhlig & English) after watching the video - thinking about, discussing, and interacting with the age-old story in a fresh way.

You can use this creative Christmas LEGO animation to teach the story of Christmas, taking your local communities and context into account. Follow the story, which takes us from watching Joseph and Mary hunt for room at the inn, to seeing Wise Men present gifts of gold, frankincense, and myrrh in the stable.

This colourful and engaging resource is perfect to use both in school and at home. With help from this resource the children can develop their Gaelic vocabulary, as well as their writing, talking, and listening skills.

Follow up activities, which can be adapted to suit age and stage, could include:

RME:

- Discuss the video with the children to help them understand/reinforce the meaning of Christmas, why Christians celebrate Christmas and related customs.

- Identify and discuss Christmas symbols and traditions, and how they serve to act as reminders of the Christmas Story for us today.
- Explore and discuss how we celebrate Christmas in Scotland and compare this with Christmas celebrations around the world. The children could share how they personally celebrate Christmas, or they could share if they have celebrated the birth of a baby in their family, and what they did.
- Explore and discuss what happens at Christmas by people of different beliefs, using examples from the children and their family traditions.
- Explore the theme of gifts- giving and receiving, good news.

Literacy (sample worksheets included):

- Draw out key points of the story and key words/phrases.
- Sequence the Christmas story – e.g., story map or story board, children could construct their own Lego version of parts of the Christmas story in pairs or in small groups according to age and stage, children could label their construction/write a summary in their own words/take photos etc for evidence of their work, which they could upload on online platforms.
- Retell or do as diary entries the Christmas Story from the perspective of one of the main characters.
- Summarise the Christmas Story in own words or retell in the form of a poem.
- Write a newspaper article or nativity script about the main events of the Christmas Story

Health & Wellbeing

- Link the story to a focus on giving and receiving. Which is more important?

Expressive Arts – Drama, Music, Art & Dance

- Recreate the story of Christmas through role play/drama to perform at a class/school assembly. Opportunities for creating props, singing Christmas carols etc. could be included.

Technology:

- Construct sections of the story using age/stage appropriate Lego.
- Build your own **LEGO stable** using the attached **LEGO schema PDF**.



Links to CFE Experiences and Outcomes:

<p>Early level</p>	<p>As I explore Christian stories, images, music and poems, I am becoming familiar with some beliefs Christian people have about God and Jesus. RME 0-01a</p> <p>I am becoming aware of the importance of celebrations, festivals and customs in Christian people's lives. RME 0-03a</p> <p>I am becoming aware of the importance of celebrations, festivals and customs in religious people's lives. RME 0-06a</p> <p>As I listen and take part in conversations, I discover new words and phrases. I use these to help talk to, play and work with others. GAI 0-02a</p> <p>I listen or watch for useful or interesting information, and I use this to make choices or learn new things. LIT 0-04a</p> <p>To help me understand stories and other texts, I ask questions and link what I am learning with what I already know. LIT 0-07a / LIT 0-16a /</p> <p>I explore ways to design and construct models. TCH 0-09a</p>
<p>First level</p>	<p>Through exploring Bible stories, I can describe some beliefs Christians have about God and Jesus. RME 1-01a</p> <p>I am developing an awareness of the ways in which Christians celebrate different times of year and can relate these to my own life and community. RME 1-03b</p> <p>I am developing an awareness of the ways in which followers of world religions celebrate different times of year and can relate these to my own life and community. RME 1-06b</p> <p>As I listen and take part in conversations, I can use new words and phrases to help me to communicate. GAI 1-02a</p> <p>As I listen or watch, I can identify and discuss the purpose, key words and main ideas of the text, and use this information for a specific purpose. LIT 1-04a</p> <p>I can show my understanding of what I listen to or watch by responding to and asking different kinds of questions. LIT 1-07a</p> <p>I can design and construct models and explain my solutions. TCH 1-09a</p>
<p>Second level</p>	<p>Through investigating and reflecting upon biblical and other Christian stories, I can show my understanding of these stories. RME 2-01a</p> <p>Through investigating the ways in which Christians mark major life events and times of year, I can explain key features of such festivals and celebrations. RME 2-03b</p> <p>I can describe the practices and traditions of Christianity and have considered the way these have influenced Scottish society. RME 2-03c</p> <p>I can describe and reflect upon practices and traditions of world religions. RME 2-06c</p>

	<p>As I listen and take part in conversations, I can use new words, phrases and Gàidhlig idiom to help me to engage in a coherent manner using extended vocabulary and more complex language structures. GAI 2-02a</p> <p>I am learning to use language and style in a way which engages and/or influences my reader. GAI 2-27a</p> <p>As I listen or watch, I can identify and discuss the purpose, main ideas and supporting detail contained within the text, and use this information for different purposes. LIT 2-04a</p> <p><i>I can convey information, describe events, explain processes or combine ideas in different ways. LIT 2-28a</i></p> <p>I can extend and enhance my design skills to solve problems and can construct models. TCH 2-09a</p>
--	--









Gaelic Christmas Story vocabulary which may be of help to the children and their families understand unfamiliar words used within the video:

- air faire – on watch
- feitheamh – waiting
- àraid - special
- deugair' òg ciùin – a gentle, young teenager
- ginidh – conceive
- beiridh – give birth
- air teachd – has come
- creideamh-se – her faith/belief
- lion e le bròn – filled with grief
- cruinn – together
- broinn/brù – belly
- nochd – appeared
- Spiorad Naomh Dhè – God's Holy Spirit
- beatha – life
- olc – sin
- an t-slighe – the journey
- àithneadh – ordered, commanded, decreed
- no ionad – place
- air teachd – arrived
- lùchairt – palace
- chiad anail. – first breath
- buachaillean – shepherds
- faire – watch
- Sgap neòil – clouds dispersed
- a' deàlradh – shining
- a' glaothaich – proclaiming, declaring
- sòlas – joy
- Slànaighear – Saviour
- Rìgh nan Iùdhach – King of the Jews
- iongnadh – amazement
- cliùiteach – celebrated, good

- geurchuis – clever, wise
- a' teannadh – starting
- gu h-iriosal – humbly
- le adhradh – worship
- an ulaidh – treasure
- a' giùlan – bearing
- òr, mirr agus tùis – gold, myrrh and frankincense
- anmhainn - feeble
- cumhachdach – powerful
- a ghealltainn – promised
- fad linntean – for years
- ar leòintean – our sufferings/wounds
- saidhbhear – rich
- ròghnaich – chose
- dìblidh - poor
- neoni - nothing
- cinnteach - sure

The Lego Christmas Story

Put these pictures in the right order to create the Lego Christmas Story.



The Lego Christmas Story

Put these pictures in the right order to create the Lego Christmas Story. Write a sentence or two to describe what is happening.



The Lego Christmas Story



- Retell in your own words or in a poem the key points of the Lego Christmas Story

The Lego Christmas Story



Investigate, describe, explain and express an opinion with supporting reasons on the importance of either a tradition, a practice, a ceremony, or a custom marking Christmas in Christianity, in one World Religion, and in one belief group independent of religion.

Christianity

Other World Religion

Belief Group Independent of Religion